



# MAKE YOUR OWN TWIG!


1. Find a great twig.



2. Draw and cut out eyes (or use googly eyes)



3. Stick them onto your twig.



4. Wrap a pipe-cleaner or ribbon around for arms.



**SAY HELLO TO YOUR VERY OWN TWIG!**

Find more twiggly activities at [hellotwigs.com](http://hellotwigs.com)

